

## Sign up and Log in Screen

This is the screen you will see every time you open the Keepsake App

You have the choice to sign up with Facebook or with an Email Address and a password.

You need to login the same way every time, either with Facebook or with email. Make sure you store your email address and password somewhere safe.

If you click Sign up with Facebook, you will be taken to your Facebook to authorise your account.

If you sign up with Email you will be taken to a screen to enter your details.



## Keepsake App Signing up with Email


Enter your name – this will be the name of the account in Keepsake.


Add your email and a password which should be more than 6 characters in length. Do not use a password that you use for other accounts. Make a note of the email address and password you have signed up with as you will need these to log back in with.


Click Sign up for your free account.


**Keepsake**

**SIGN UP NOW**

 **Your First Name**

 **Your Last Name**

 **Add your email**

 **Your Password**

**Sign Up for your free account**

By continuing you agree to [the terms and conditions](#) and our [privacy policy](#)

Already a member? **Login**

