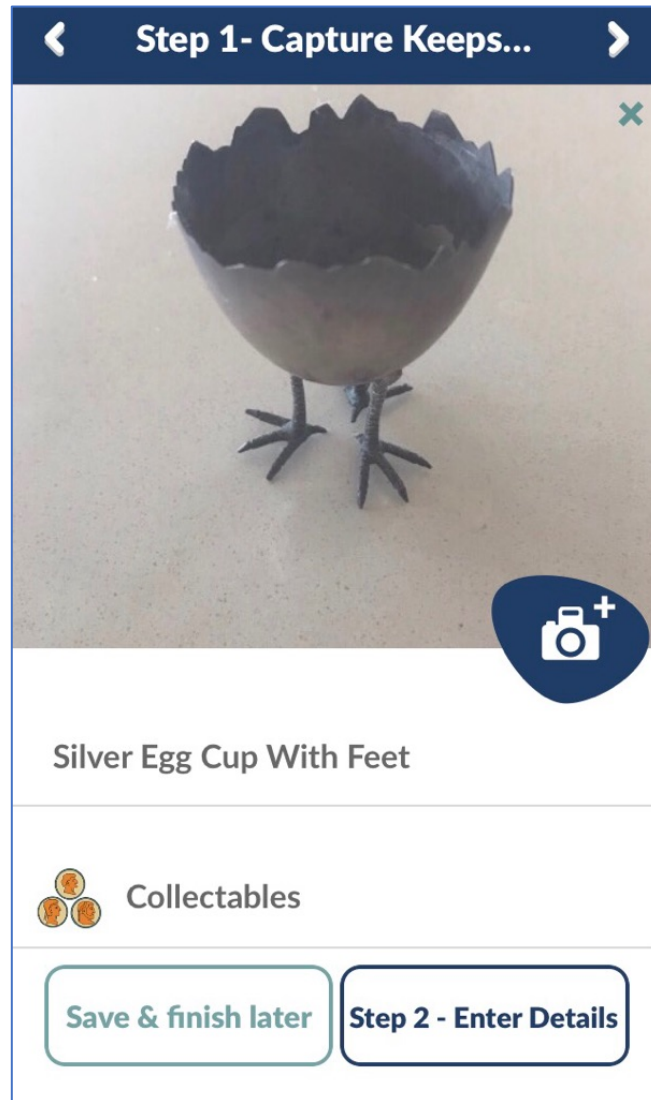



## Adding Details to a Keepsake



You have a photo of your Keepsake with its title and category. If you want to change these later you can come back and edit them.

Click the Enter Details button on the right if you are ready to start entering some details.

← **Step 2- Keepsake Details**



**Silver Egg Cup With Feet Collectables**

↻ **Enter Keepsake description**  
*What is it? Where did it come from? Why is it special?*

🎤 **Record the Keepsake's story**  
*Tell the story in your own words*

⋮ **Add more details (value, location, or...**


Save & finish later

Step 3 - Recipient

Enter Keepsake Description allows you to type some details or cut and paste some words from somewhere else. Sometimes people like to write things out first and then add them in.

The description can be something personal or specific details about the item or a combination of both.


← **Step 2- Keepsake Details**





**Silver Egg Cup With Feet Collectables**


↻ a parcel-gilt sterling silver egg cup, maker's mark of Francis Howard, Sheffield , England, urn shaped with a fluted rim, the three feet formed as chickens' legs; height is 2 3/8", weight is 1.10 troy ounce. |

**Step 2- Keepsake Details**

 Silver Egg Cup With Feet Collectables

 a parcel-gilt sterling silver egg cup, maker's mark of Francis Howard, Sheffield , England, urn shaped with a fluted rim, the three feet formed as chickens' legs; height is 2 3/8", weight is 1.10 troy ounce.

 **Record the Keepsake's story**  
*Tell the story in your own words*

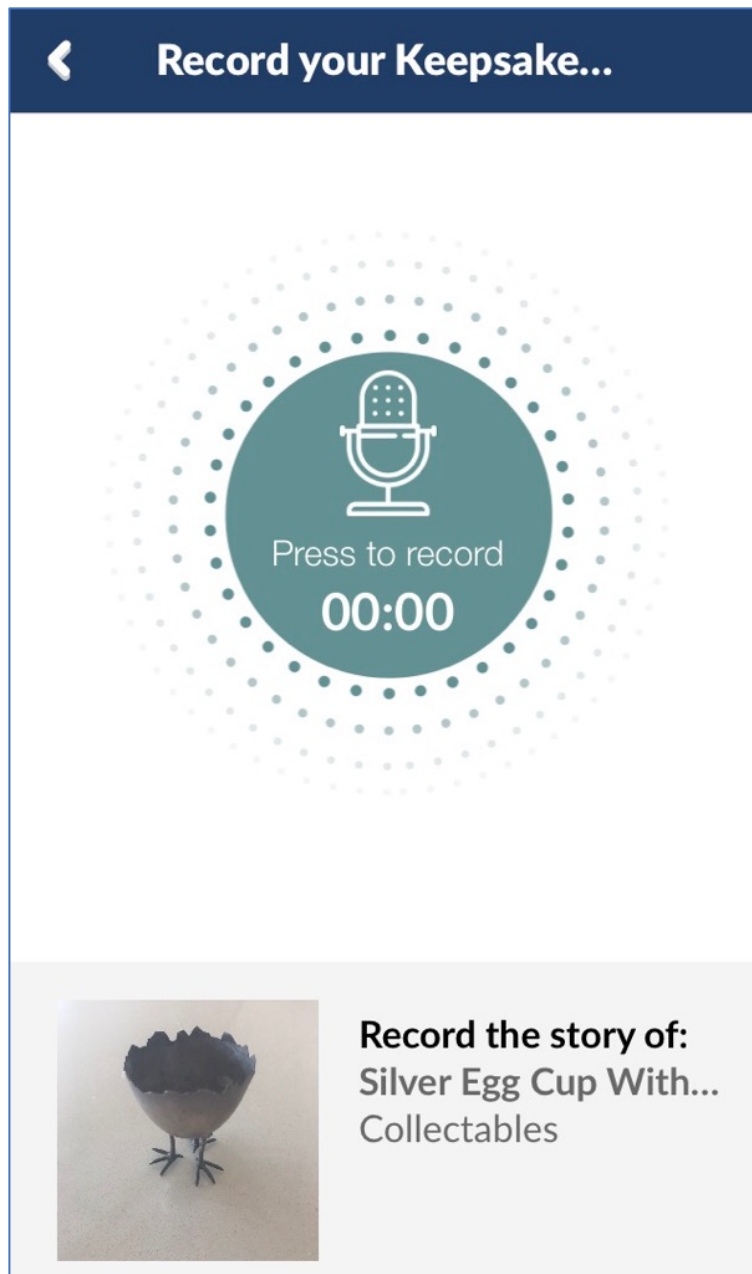
 **Add more details (value, location, or...**

**Step 3 - Pick Recipient**

**Save now. I'll finish later.**

Click on the Record the Keepsake's story which will open the recording screen. Recordings are only limited by your imagination and what is meaningful for your Keepsake!

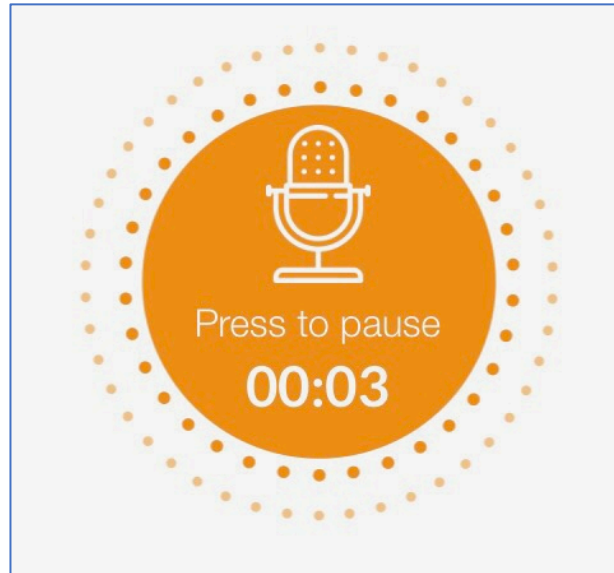
Because you can record up to 4 recordings, you can record a variety of things.



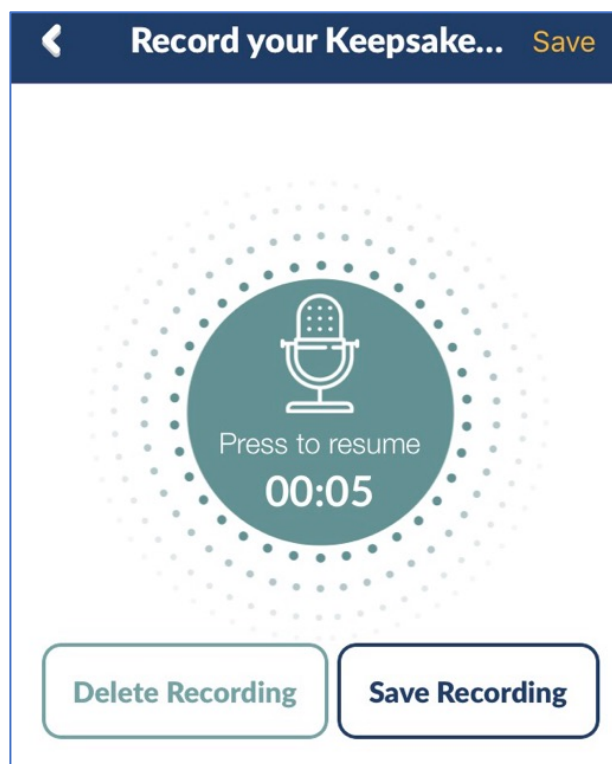
When you are ready to start recording, click on the circle in the middle of the screen which will start your first recording (you can make up to 4 separate recordings.)

When the yellow circle is on, you are recording.

When you want to stop recording, push the circle again.

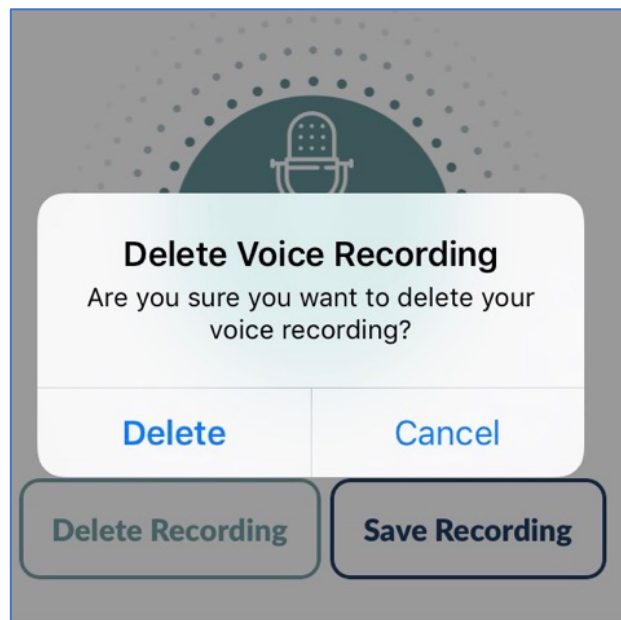


You can pause and restart your recording if you like.

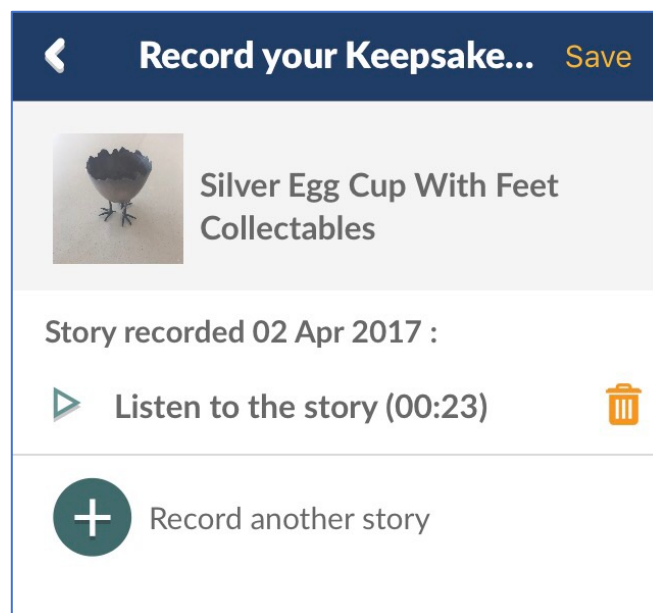


Once your recording is finished, you can either save it or delete it. You will be able to listen to it in the next step and decide if you want to keep it.

If you click, **delete recording**, you will be asked if this is what you want to do before that recording is deleted.



Clicking save will take you back to your list of recordings.



You can

- Listen to each recording
- Record another story (up to 4)
- Delete recordings – click on the orange bin

To return to the Keepsake Details click Save. You can always come back and edit your recordings



## Step 2- Keepsake Details



### Silver Egg Cup With Feet Collectables



a parcel-gilt sterling silver egg cup, maker's mark of Francis Howard, Sheffield , England, urn shaped with a fluted rim, the three feet formed as chickens' legs; height is 2 3/8", weight is 1.10 troy ounce.



Listen to the stories



Add more details (value, location, or...)


**Step 3 - Pick Recipient**

Save now. I'll finish later.

Save takes you back to your Keepsake's page, you can see the words "Listen to the Stories" which takes you to the recordings you have made



## Step 2- Keepsake Details



### Silver Egg Cup With Feet Collectables



a parcel-gilt sterling silver egg cup, maker's mark of Francis Howard, Sheffield , England, urn shaped with a fluted rim, the three feet formed as chickens' legs; height is 2 3/8", weight is 1.10 troy ounce.



Listen to the stories



Add more details (value, location, or...


**Step 3 - Pick Recipient**

Save now. I'll finish later.

Add more details, pick a recipient or save now and finish later.



<
More Details
Save



**Silver Egg Cup With Feet Collectables**

\$ How much did you pay for it?

\$ How much might it be worth now?


📍 Where did you get it from?

📄 Who did it come from?


🔗 Link

🏠 **Where is it now?**  
*e.g. In the wooden box in the spare room etc*

Fill in the areas that are relevant to each Keepsake. For example, if it is your Wedding Photo, you may not want to record how much it cost or is worth now, but you might like to say where you have stored it.

 **More Details** Save

---

 **Silver Egg Cup With Feet Collectables**


---

**\$ 50**


---

**\$ 250**


---

 **An antique shop in Melbourne called Berry's Antiques**


---

 **I bought it for myself**

---

 **<http://www.theage.com.au/news/...>**

---

 **On the shelf next to my bed**

When you are finished click save and you can pick a recipient if you like, or leave that for another time.